


For Replacement and New Construction



SUPERIOR
Windows & Doors

The Best Is Always Superior™

DELUXE™



**PREMIUM
VINYL
WINDOWS**



Deluxe™ by Superior

COMFORT, STYLE AND DURABILITY

Deluxe™ premium vinyl windows are perfect for replacing your old inefficient windows or adding a Superior touch to your new construction project. Our premium vinyl windows are energy-efficient, virtually maintenance-free and beautifully detailed to enhance the look, feel and comfort of your home.

Advanced, custom design and quality assembly – hallmarks of the Superior standard of excellence – make our windows desirable and durable, and able to enhance your home’s beauty and comfort for years to come.

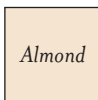

Over 55 years of technology and experience, combined with a commitment to excellence, makes Superior Windows & Doors your finest choice for beautiful, long lasting vinyl windows.



Your new Deluxe™ Premium Vinyl Windows are accompanied by a Full Lifetime Warranty* that covers labor, vinyl, the glass seal, and glass breakage for as long as you own and occupy your home. For full warranty details, ask for our warranty pamphlet or see the complete warranty online at superior-windows.com.

**Superior warranty may be limited outside the contiguous U.S.*

Available Colors



Due to printing limitations, actual colors may vary slightly.

DELUXE KEY FEATURES

- Full Lifetime Warranty.
- ENERGY STAR® Approved.
- High Impact Resistant Vinyl.
- 14-Step Quality Inspection.
- Fusion Welded Corners.
- Beveled Exterior Design.
- Multichambered Frame Design.

SLIDING WINDOWS

Dual tandem brass rollers for ease of operation.
Anti-lift feature for security.

SINGLE & DOUBLE HUNG

Spiral balance system allows you to stop sash at multiple locations.
Active panels tilt in for easy safe cleaning.

Grids

Your Deluxe™ windows will look extraordinary with the simple addition of sculptured or flat grids. These grids are placed inside the dual-glazed insulated glass units, so cleaning your windows is a breeze.



3/4" Flat 1" Sculptured

Glass

V-GROOVE GLASS PATTERNS

V-Groove captures and reflects into your home the full spectrum of light, while adding the distinctive appearance of a grid pattern to your windows.

Contour Pattern



Just one of many patterns to choose from

SERIES 8600 SLIDING WINDOW with colonial sculptured grids



Frames

CHOOSE FROM FOUR TYPES

- 1 **Block Frame**
For replacement windows.
- 2 **Block Frame with Sloped Sill**
Used to replace old wood sash windows with a sloped sill.
- 3 **Nail-on Frame**
For new construction.
- 4 **Retrofit Frame**
Used when replacing old aluminum or steel frame windows, eliminating the need to break out stucco.



The meeting rails are reinforced with heavy-duty aluminum extrusions for added strength and rigidity.



SERIES 8900 DOUBLE HUNG vents tilt in



Single and Double Hung Tilt Latch



Kids Can't Fly
Screens are not designed to restrain a child from falling through an open window. Please take proper precautions.

COMPARATIVE PERFORMANCE | TAX CREDIT*

Series	Type	Structural Rating	DP Rating	U-Factor		SHGC	
				Low-E ³	Low-E ³ /Argon	Low-E ³	Low-E ³ /Argon
8600	HS	LC 25	25	.36	.23	.30	.22
8602	PW	C 30	30	.33	.25	.28	.24
8700	SH	R 25	25	.36	.23	.30	.22
8900	DH	R 20	20	.34	.21	.30	.21

U-Factor and SHGC (Solar Heat Gain Coefficient) are calculated using our Climate Shield™ with Silvercoat³ high performance glazing system featuring Low-E³ glass (with and without Argon gas). Structural and DP (Design Pressure) rating may vary according to the actual window size and configuration.



* Both U-Factor and SHGC must be .30 or lower to qualify for the 2009/2010 Federal Tax Credit.

Please visit superior-windows.com for additional information and updates.

Enhancements

Personalize your Deluxe™ Series windows. Choose from elegant grid patterns, unique glass and v-groove styles, even classic leaded options, all of which will surely increase the beauty, comfort and value of your home.



Energy Efficient, High Performance Glazing System

Superior's Climate Shield™ with Silvercoat³ high performance glazing system featuring Low-E³ glass represents a quantum leap forward in energy efficiency. Climate Shield™

with Silvercoat³ and the Intercept® warm-edge spacer system work in tandem to keep winter's chill at bay. When the mercury climbs, it reduces solar heat gain, helping you keep your cool. And during those months of extreme temperature change, Superior window seals flex easily without compromising seal integrity.

Please see our Enhancements brochure for more grid and glass options.



DELUXE™ PREMIUM VINYL WINDOWS

Deluxe Features Overview

All Deluxe™ windows meet and exceed AAMA structural ratings and are manufactured by Superior Windows & Doors.

FRAME MATERIALS & TYPES

Frame and sash members are manufactured with extruded, high impact resistant, UV-stabilized, multichambered, rigid polyvinyl chloride (PVC). Frames are 2 3/4" in depth. Frames and panels are miter cut and fusion welded. Operating sash is removable in open position. Sill contains weep hole slots for efficient water drainage to the exterior. Frame types include nail-on, block, block with sloped sill, retrofit fin and brick mould.

WEATHERSTRIPPING

Continuous polypropylene pile weatherstripping with center fin membrane is inserted around the perimeter of the active panels to form a continuous barrier on our sliding, single and double hung windows.

GLAZING

Windows are constructed to allow for either shop or field glazing and glazed from the exterior. Insulated glass is double pane and sealed using the Intercept® warm-edge spacer system and are 3/4" thick overall. Climate Shield™ with Silvercoat³ high performance glazing system featuring Low-E³ glass is available.

HARDWARE

The moving sash interlocks into the meeting rail when fully closed. Euro designed camlock engages into a concealed keeper mounted on the meeting rail.

SLIDING WINDOW FEATURES

The operating panel utilizes dual brass rollers riding on a stainless steel axle contained in a nylon housing. The slider features a removable P.V.C. track for convenient cleaning and maintenance.

SINGLE & DOUBLE HUNG FEATURES

Operating sashes utilize a spiral balance system and may tilt in by disengaging the tilt latches. Sashes will pivot on pivot bar which is positioned in the pivot lock shoe. Operating sashes may be removed by repositioning the pivot block.

SCREENS

Screen frames are roll formed tubular aluminum with a baked painted finish. Color is compatible with the PVC frames. Screen cloth is 18x16 charcoal fiberglass mesh. Screens are not meant to restrain a child from falling through an open window.



The Best Is Always Superior™

Find a Superior Dealer nearest you on our dealer locator at superior-windows.com

Ontario & Hayward, California

LITDLXW-0410 ©2010 SUPERIOR WINDOWS & DOORS

